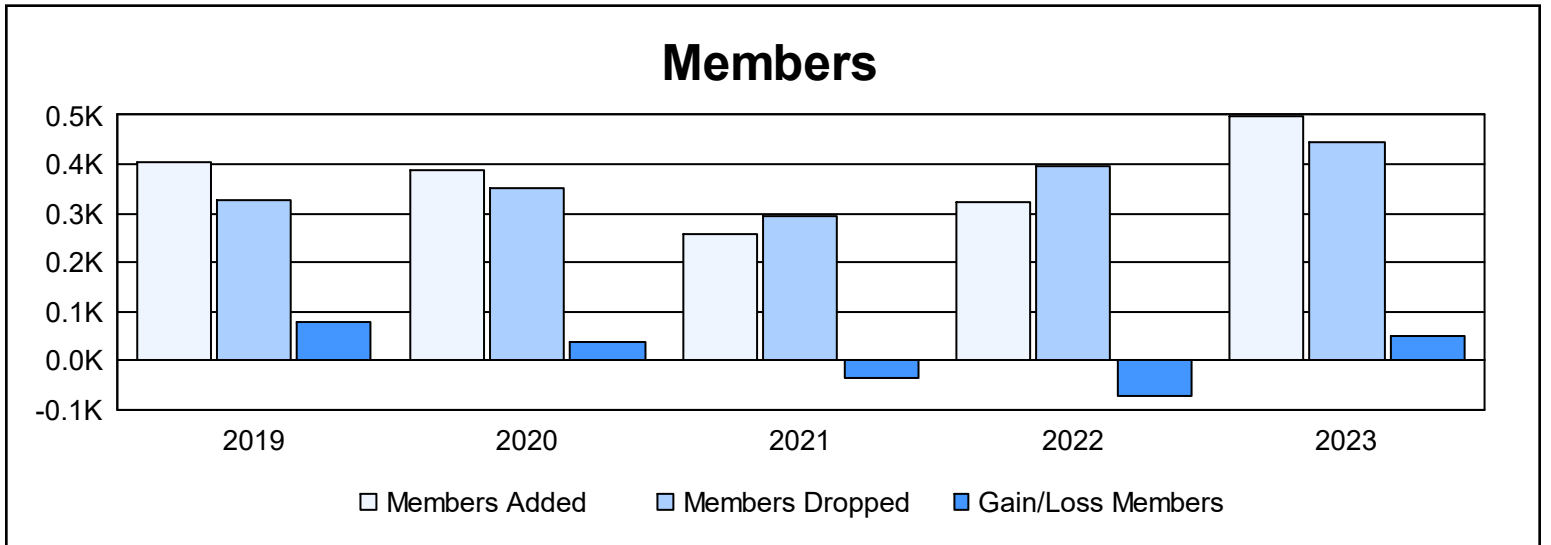
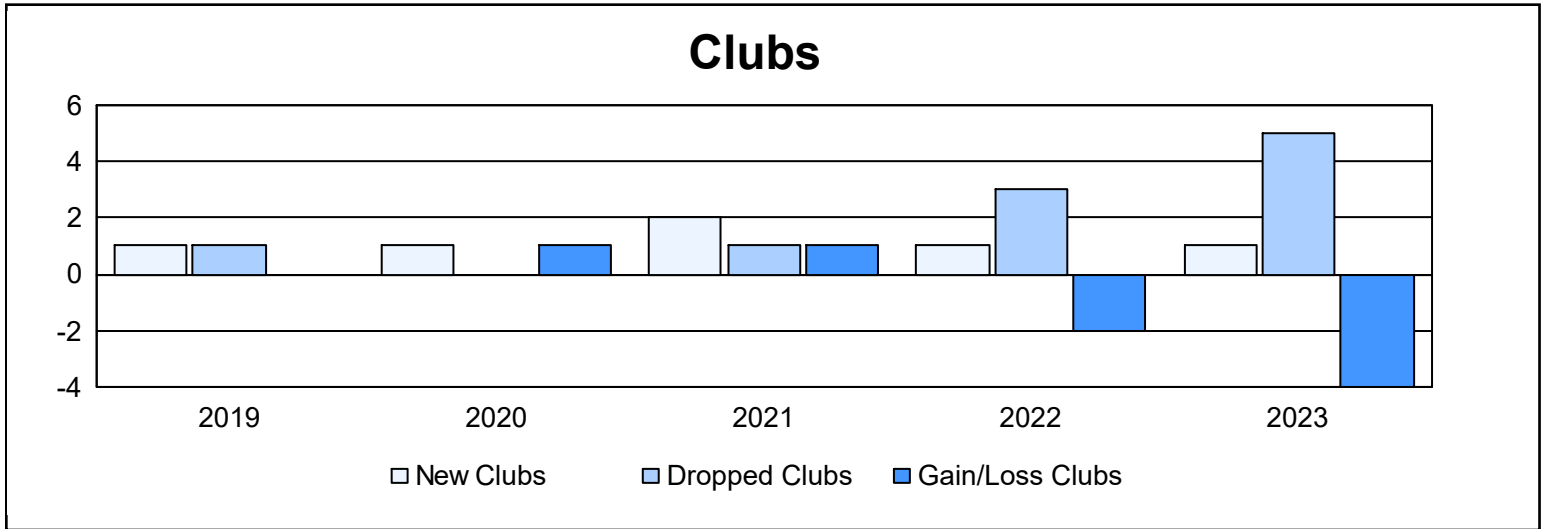
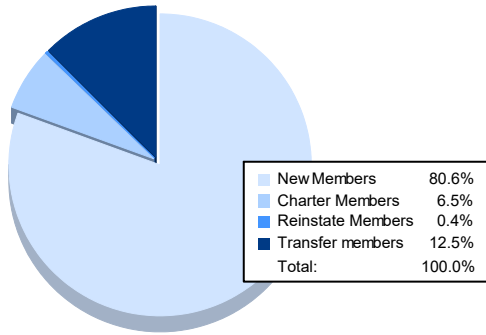


| Year | New Clubs | Dropped Clubs | Gain/ Loss Clubs | New Members | Charter Members | Reinstate Members | Transfer Members | Total Member Added | Total Members Dropped | Gain/ Loss Members |
|----------------|-----------|---------------|------------------|-------------|-----------------|-------------------|------------------|--------------------|-----------------------|--------------------|
| 2018-2019 | 1 | 1 | 0 | 368 | 22 | 3 | 13 | 406 | 327 | 79 |
| 2019-2020 | 1 | 0 | 1 | 333 | 28 | 4 | 24 | 389 | 350 | 39 |
| 2020-2021 | 2 | 1 | 1 | 196 | 47 | 1 | 15 | 259 | 294 | -35 |
| 2021-2022 | 1 | 3 | -2 | 267 | 30 | 2 | 23 | 322 | 396 | -74 |
| 2022-2023 | 1 | 5 | -4 | 400 | 32 | 2 | 62 | 496 | 445 | 51 |
| Average | 1 | 2 | -1 | 313 | 32 | 2 | 27 | 374 | 362 | 12 |



Membership Composition June 2023 Cumulative



Gender Composition June 2023 Cumulative

